

2019-20 District Survey- Parents

Survey Results

Oxford Community Schools
February 24 - March 16, 2020



Oxford Community Schools
2019-20 District Survey- Parents

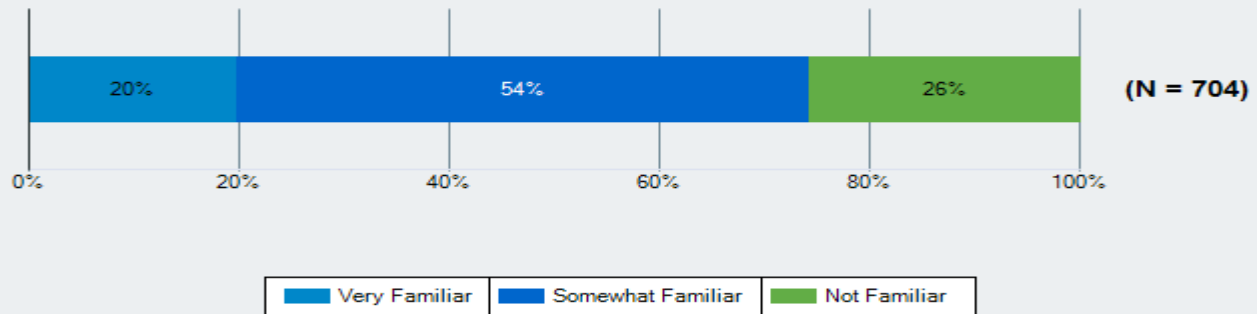
Survey Title: 2019-20 District Survey- Parents
Report Type: Advanced Frequency
Start Date: 24-Feb-20
End Date: 16-Mar-20
Data Sources
Data Source 1: Multi-Use Link
Invitations Delivered: 0 Responses Received: 706
Total Number of Responses in This Report: 705

Data Sources Selected
Multi-Use Link

Oxford Community Schools
2019-20 District Survey- Parents

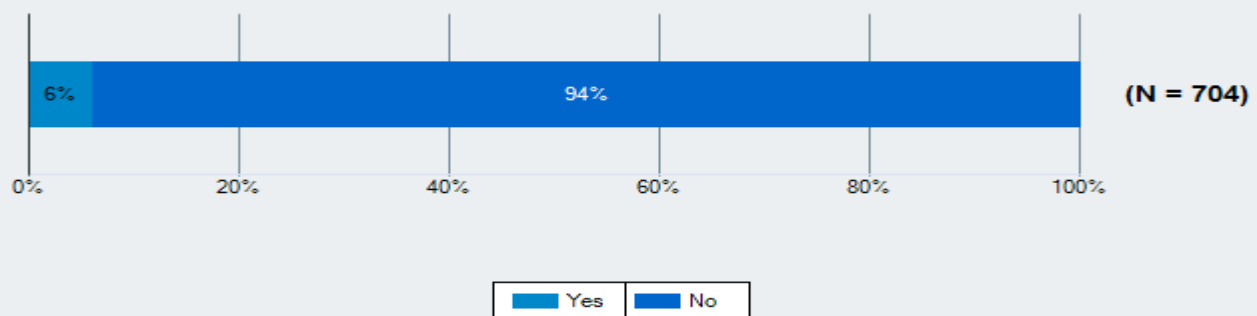
Q1. The school board is a body of seven elected officials who represent the community while governing the school district. The school board sets educational goals, hires and evaluates the superintendent, adopts policy related to employment and school operation, adopts the school district budget, and ensures school district accountability to the public. How familiar are you with the role and responsibilities of the school board?

Responses	Count	Value	%
Very Familiar	140	3	20%
Somewhat Familiar	383	2	54%
Not Familiar	181	1	26%
Weighted Score : 1.94			
Total Responses	704		



Q2. In the 2019-20 school year, have you needed to speak with one or more school board members?

Responses	Count	Value	%
Yes	43	1	6%
No	661	0	94%
Weighted Score : 0.06			
Total Responses	704		

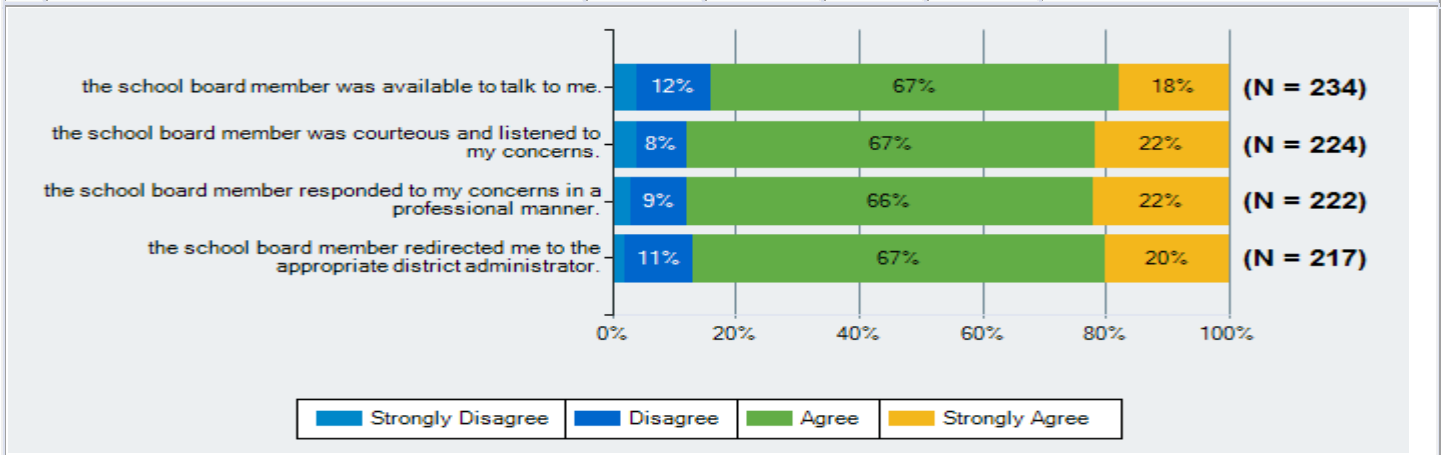


Oxford Community Schools
2019-20 District Survey- Parents

Please respond to the following statements:

Q3. When I have had something to discuss with a school board member...

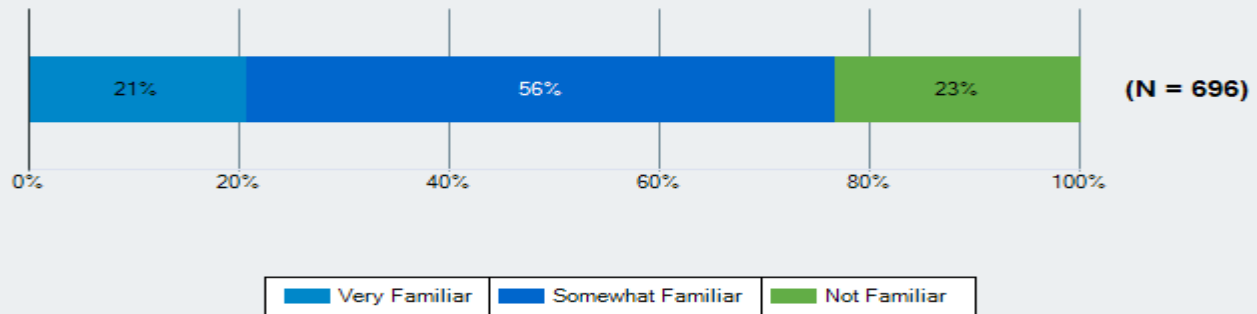
		Strongly Disagree	Disagree	Agree	Strongly Agree	Total Responses
(a)	the school board member was available to talk to me.	9 4%	27 12%	156 67%	42 18%	234
(b)	the school board member was courteous and listened to my concerns.	8 4%	18 8%	149 67%	49 22%	224
(c)	the school board member responded to my concerns in a professional manner.	7 3%	20 9%	147 66%	48 22%	222
(d)	the school board member redirected me to the appropriate district administrator.	5 2%	23 11%	146 67%	43 20%	217



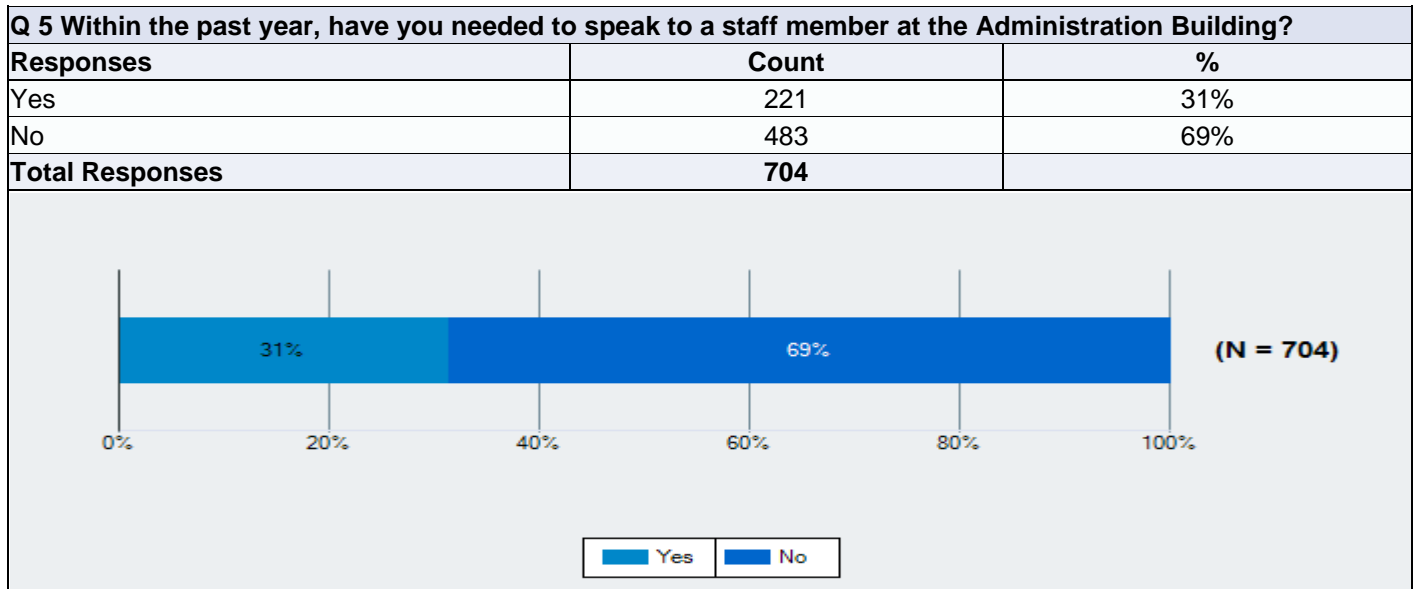
Oxford Community Schools
2019-20 District Survey- Parents

Q4. Staff at the Oxford Community Schools Administration Building help all ten schools in areas such as hiring principals and teachers, providing textbooks, food services, school buses, testing, building repairs, budget, and keeping parents and community informed of key issues. How familiar are you with the ways in which staff at the Administration Building support all schools in our district?

Responses	Count	Value	%
Very Familiar	144	3	21%
Somewhat Familiar	390	2	56%
Not Familiar	162	1	23%
Weighted Score : 1.97			
Total Responses	696		

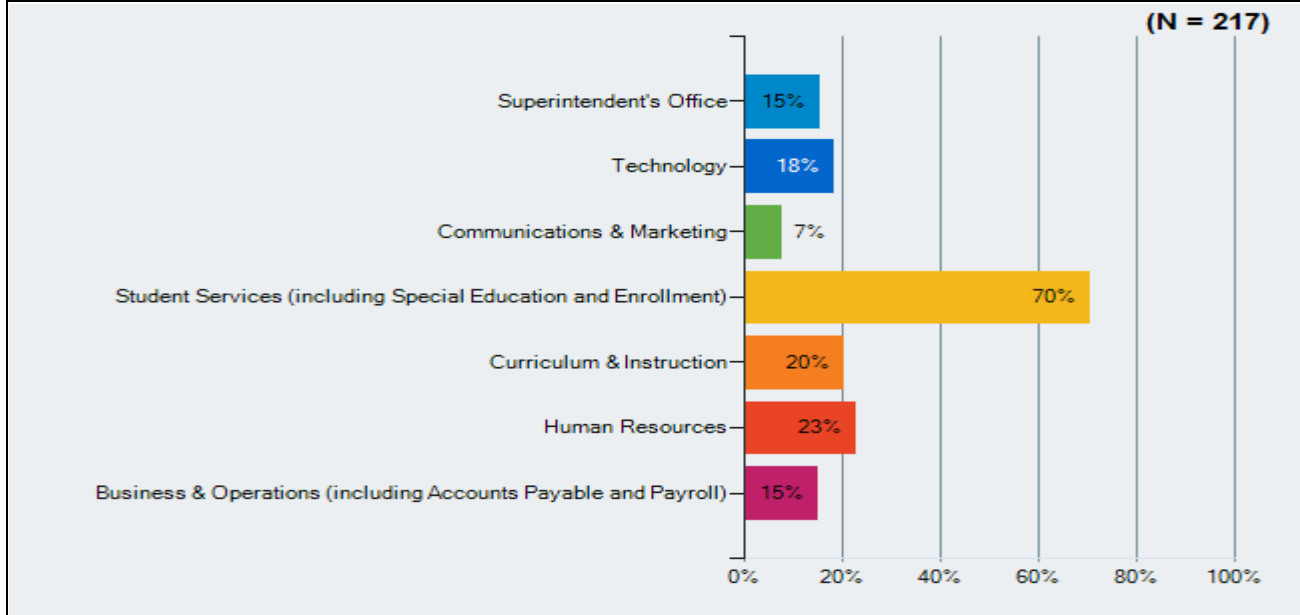


Oxford Community Schools
2019-20 District Survey- Parents



Oxford Community Schools
2019-20 District Survey- Parents

Q 6 Please check the department(s) you needed to contact:		
Responses	Count	%
Superintendent's Office	33	15%
Technology	39	18%
Communications & Marketing	16	7%
Student Services (including Special Education and Enrollment)	152	70%
Curriculum & Instruction	43	20%
Human Resources	49	23%
Business & Operations (including Accounts Payable and Payroll)	32	15%
Total Unique Responses	217	
Total Responses	364	

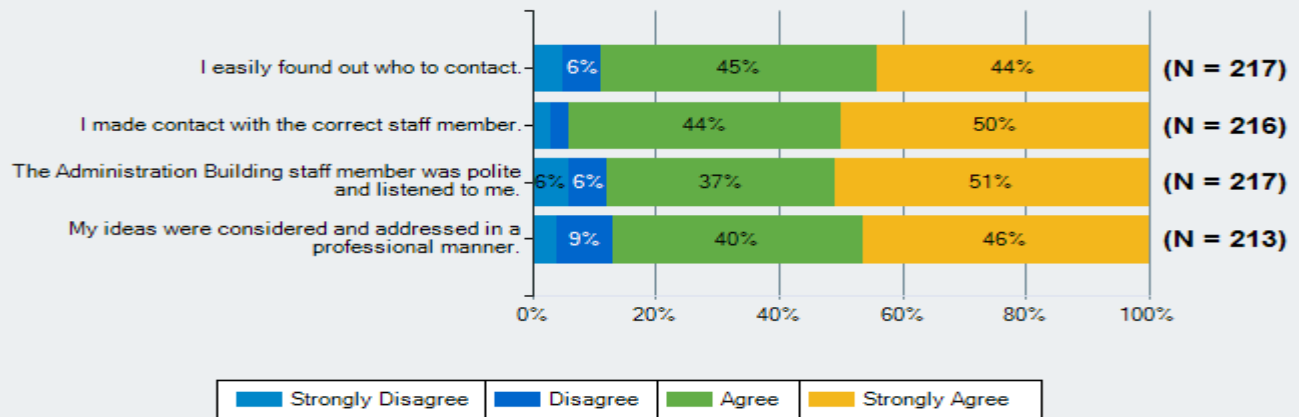


Note: Multiple answers per participant possible. Percentages added may exceed 100 since a participant may select more than one answer for this question.

Oxford Community Schools
2019-20 District Survey- Parents

How strongly do you agree or disagree with the following statements concerning your interaction with a department at the Administration Building?

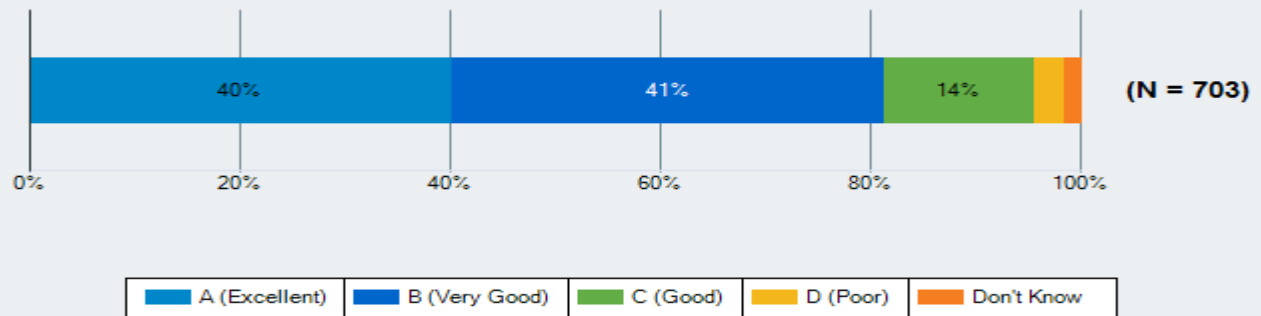
Q7.						Overall Weighted Score: 3.33
		Strongly Disagree	Disagree	Agree	Strongly Agree	Total Responses
(a)	I easily found out who to contact.	10 5%	14 6%	98 45%	95 44%	217
(b)	I made contact with the correct staff member.	6 3%	7 3%	96 44%	107 50%	216
(c)	The Administration Building staff member was polite and listened to me.	12 6%	14 6%	81 37%	110 51%	217
(d)	My ideas were considered and addressed in a professional manner.	9 4%	19 9%	86 40%	99 46%	213



Oxford Community Schools
2019-20 District Survey- Parents

Q9. What grade would you give to the school district as a whole, in terms of how well we are educating the students?

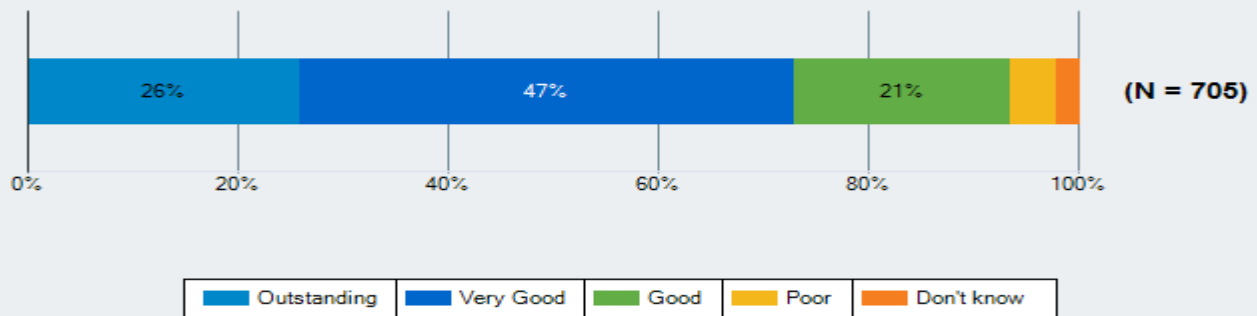
Responses	Count	Value	%
A (Excellent)	282	4	40%
B (Very Good)	289	3	41%
C (Good)	100	2	14%
D (Poor)	21	1	3%
Don't Know	11	NULL	2%
Weighted Score : 3.20			
Total Responses	703		



Oxford Community Schools
2019-20 District Survey- Parents

Q 11 The Oxford Community Schools District has continually tried to uphold the following mission: To provide an education that challenges all students to achieve their maximum potential in academics, arts, and athletics and prepares them to succeed in a global society. How would you rate the district's effort to accomplish this mission?

Responses	Count	%
Outstanding	182	26%
Very Good	332	47%
Good	145	21%
Poor	31	4%
Don't know	15	2%
Total Responses	705	



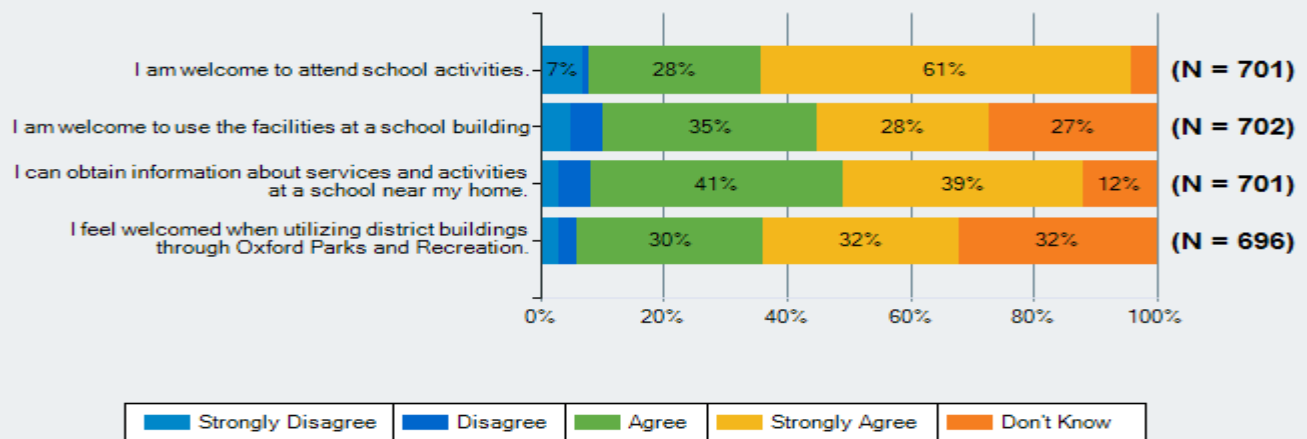
Oxford Community Schools
2019-20 District Survey- Parents

Community Relations

Q12. How strongly do you agree with the following statements?

**Overall
Weighted
Score: 3.34**

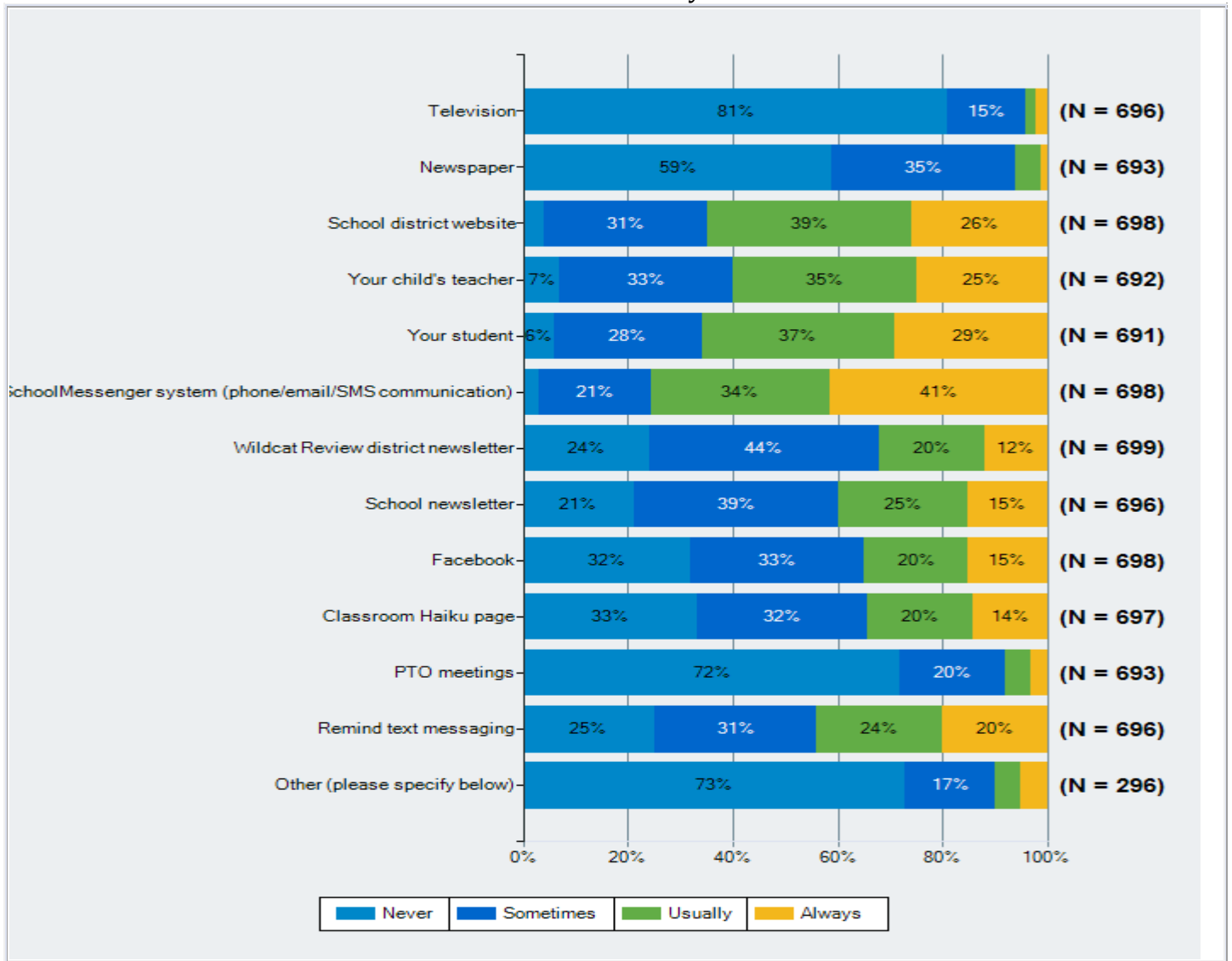
		Strongly Disagree	Disagree	Agree	Strongly Agree	Don't Know	Total Responses
(a)	I am welcome to attend school activities.	46 7%	8 1%	194 28%	426 61%	27 4%	701
(b)	I am welcome to use the facilities at a school building	32 5%	36 5%	248 35%	194 28%	192 27%	702
(c)	I can obtain information about services and activities at a school near my home.	24 3%	35 5%	285 41%	270 39%	87 12%	701
(d)	I feel welcomed when utilizing district buildings through Oxford Parks and Recreation.	20 3%	19 3%	207 30%	225 32%	225 32%	696



Oxford Community Schools
2019-20 District Survey- Parents

How often do you access information about the school district from each of the following sources?						
Q13. How often do you use this resource?						
		Never	Sometimes	Usually	Always	Total Responses
(a)	Television	564 81%	104 15%	15 2%	13 2%	696
(b)	Newspaper	407 59%	244 35%	35 5%	7 1%	693
(c)	School district website	27 4%	216 31%	273 39%	182 26%	698
(d)	Your child's teacher	50 7%	225 33%	242 35%	175 25%	692
(e)	Your student	39 6%	194 28%	259 37%	199 29%	691
(f)	SchoolMessenger system (phone/email/SMS communication)	24 3%	150 21%	237 34%	287 41%	698
(g)	Wildcat Review district newsletter	169 24%	308 44%	140 20%	82 12%	699
(h)	School newsletter	149 21%	274 39%	171 25%	102 15%	696
(i)	Facebook	222 32%	229 33%	139 20%	108 15%	698
(j)	Classroom Haiku page	233 33%	225 32%	139 20%	100 14%	697
(k)	PTO meetings	502 72%	139 20%	32 5%	20 3%	693
(l)	Remind text messaging	175 25%	216 31%	166 24%	139 20%	696
(m)	Other (please specify below)	217 73%	51 17%	14 5%	14 5%	296

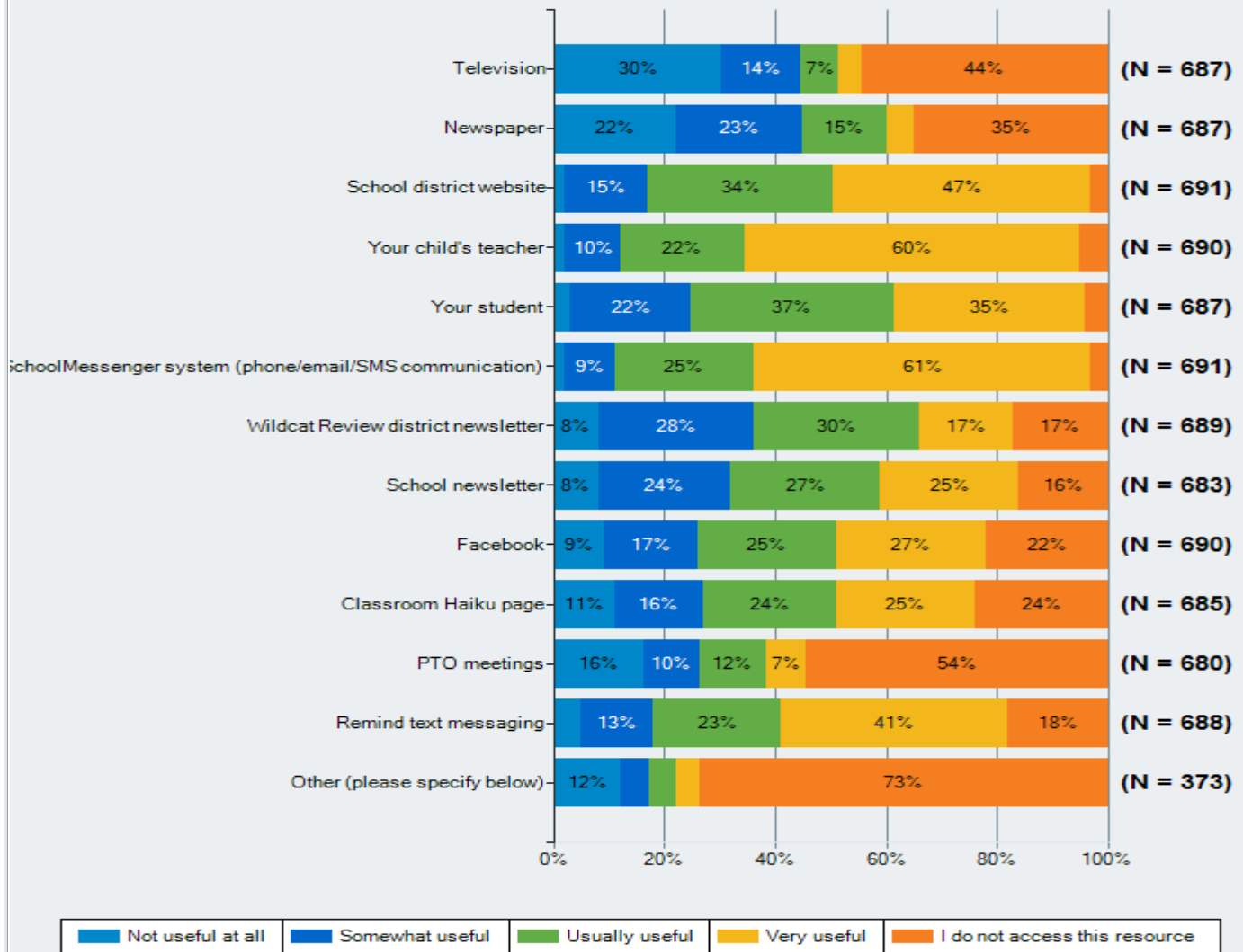
Oxford Community Schools 2019-20 District Survey- Parents



Oxford Community Schools
2019-20 District Survey- Parents

How useful/reliable do you find these information sources?							
Q14. Rate how useful/reliable each source listed below is to you:							
		Not useful at all	Somew hat useful	Usual ly useful	Very useful	I do not access this resour ce	Total Respons es
(a)	Television	209 30%	99 14%	46 7%	28 4%	305 44%	687
(b)	Newspaper	154 22%	158 23%	101 15%	33 5%	241 35%	687
(c)	School district website	12 2%	105 15%	232 34%	322 47%	20 3%	691
(d)	Your child's teacher	16 2%	68 10%	155 22%	414 60%	37 5%	690
(e)	Your student	18 3%	148 22%	256 37%	238 35%	27 4%	687
(f)	SchoolMessenger system (phone/email/SMS communication)	13 2%	64 9%	172 25%	419 61%	23 3%	691
(g)	Wildcat Review district newsletter	55 8%	195 28%	209 30%	115 17%	115 17%	689
(h)	School newsletter	52 8%	163 24%	185 27%	171 25%	112 16%	683
(i)	Facebook	60 9%	117 17%	172 25%	186 27%	155 22%	690
(j)	Classroom Haiku page	77 11%	111 16%	163 24%	170 25%	164 24%	685
(k)	PTO meetings	112 16%	67 10%	81 12%	50 7%	370 54%	680
(l)	Remind text messaging	33 5%	87 13%	156 23%	285 41%	127 18%	688
(m)	Other (please specify below)	46 12%	18 5%	20 5%	16 4%	273 73%	373

Oxford Community Schools 2019-20 District Survey- Parents



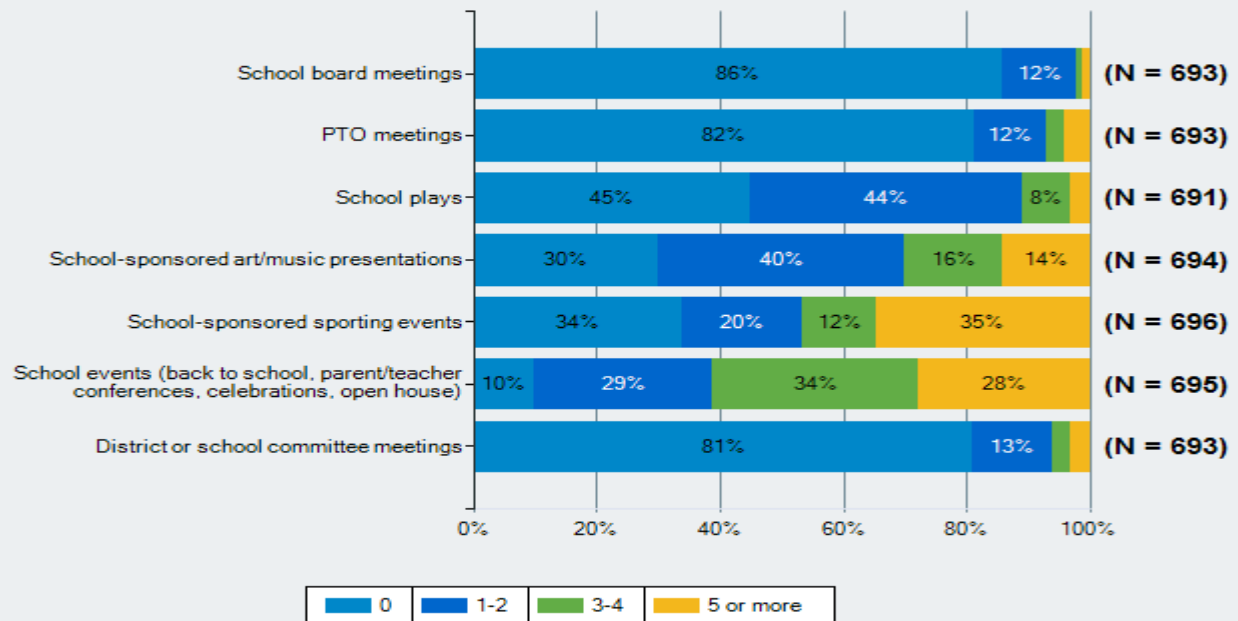
Oxford Community Schools
2019-20 District Survey- Parents

How much contact do parents and community members have with the activities in the school district?

Q16. Please indicate how many times you have attended each of the following events during the 2019-20 school year.

Overall Weighted Score: 0.84

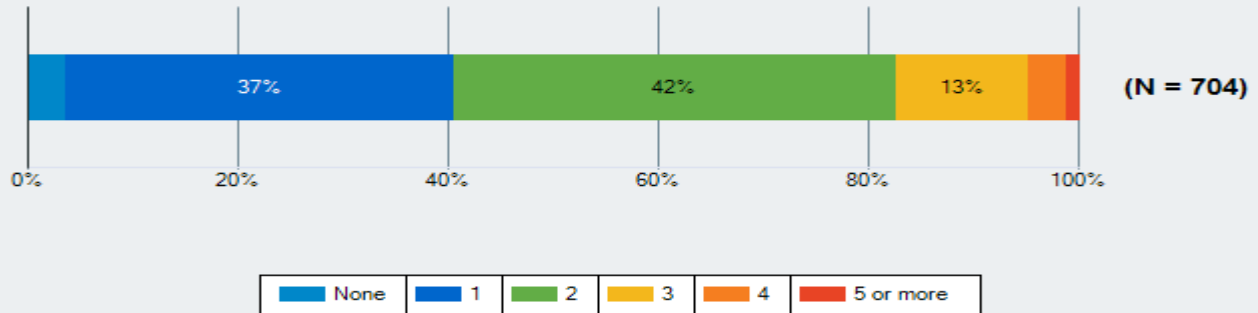
		0	1-2	3-4	5 or more	Total Responses
(a)	School board meetings	596 86%	84 12%	6 1%	7 1%	693
(b)	PTO meetings	568 82%	80 12%	19 3%	26 4%	693
(c)	School plays	312 45%	306 44%	54 8%	19 3%	691
(d)	School-sponsored art/music presentations	205 30%	275 40%	114 16%	100 14%	694
(e)	School-sponsored sporting events	234 34%	139 20%	82 12%	241 35%	696
(f)	School events (back to school, parent/teacher conferences, celebrations, open house)	67 10%	199 29%	236 34%	193 28%	695
(g)	District or school committee meetings	560 81%	91 13%	20 3%	22 3%	693



Oxford Community Schools
2019-20 District Survey- Parents

Q 17 How many children do you have attending school in the Oxford Community Schools District?

Responses	Count	%
None	26	4%
1	259	37%
2	296	42%
3	89	13%
4	25	4%
5 or more	9	1%
Total Responses	704	



Oxford Community Schools
2019-20 District Survey- Parents

Questions about school district operations.							
Q18. As you read each item, please think about your experiences in the 2019-20 school year:						Overall Weighted Score: 3.32	
		Strongly Disagree	Disagree	Agree	Strongly Agree	Don't Know	Total Responses
(a)	The school district does a good job of providing school bus transportation services.	17 3%	22 3%	167 25%	324 48%	145 21%	675
(b)	The school district does a good job responding to questions or concerns regarding school bus transportation services.	15 2%	23 3%	172 26%	231 35%	228 34%	669
(c)	The school district does a good job of providing food services.	13 2%	19 3%	257 38%	275 41%	109 16%	673
(d)	I am aware that the Food Services department provides a summer feeding program which serves breakfast and lunch to students from birth to 18 years old.	23 3%	15 2%	196 29%	280 42%	157 23%	671
(e)	I am satisfied with the food choices provided for my child at breakfast and lunch by the Food Services department.	18 3%	75 11%	245 37%	196 29%	137 20%	671
(f)	The district facilities and school buildings are clean.	26 4%	42 6%	308 46%	249 37%	46 7%	671
(g)	The district facilities and school buildings are in good condition.	18 3%	59 9%	358 53%	191 28%	47 7%	673
(h)	The school district does a good job of providing child care.	10 1%	18 3%	137 20%	156 23%	351 52%	672

Oxford Community Schools 2019-20 District Survey- Parents

